



**SOUTH BAY CITIES**  
COUNCIL OF GOVERNMENTS

---

**ANNUAL  
WORK PROGRAM –  
Successful Collaborations  
& Plans for  
2014-2015**



# Mission

---

Provide a leadership forum for South Bay local governments to act collaboratively and advocate for regional issues with a focus on improving transportation and the environment, and strengthening economic development.



# Vision

---

The South Bay region is environmentally sustainable, with reduced congestion and a healthy economy, due to the local government collaborations and advocacy facilitated and supported by SBCCOG.



# Guiding Principles

---

The SBCCOG shall:

- Promote cooperation among member agencies in the discussion of issues of mutual interest.
- Act collaboratively on programs or activities that can be better accomplished collectively than by any one jurisdiction.
- Acknowledge each jurisdiction's independence while advocating for the South Bay with one voice.
- Support member proposals that further the mission, vision and goals of SBCCOG.
- Identify challenges and opportunities that transcend jurisdictional boundaries.
- Seek solutions to issues of common concern without duplicating or harming other agencies' efforts.
- Represent the interests of the South Bay with other governing bodies and organizations.
- Seek resources from county, regional, state and federal agencies that will benefit the South Bay.



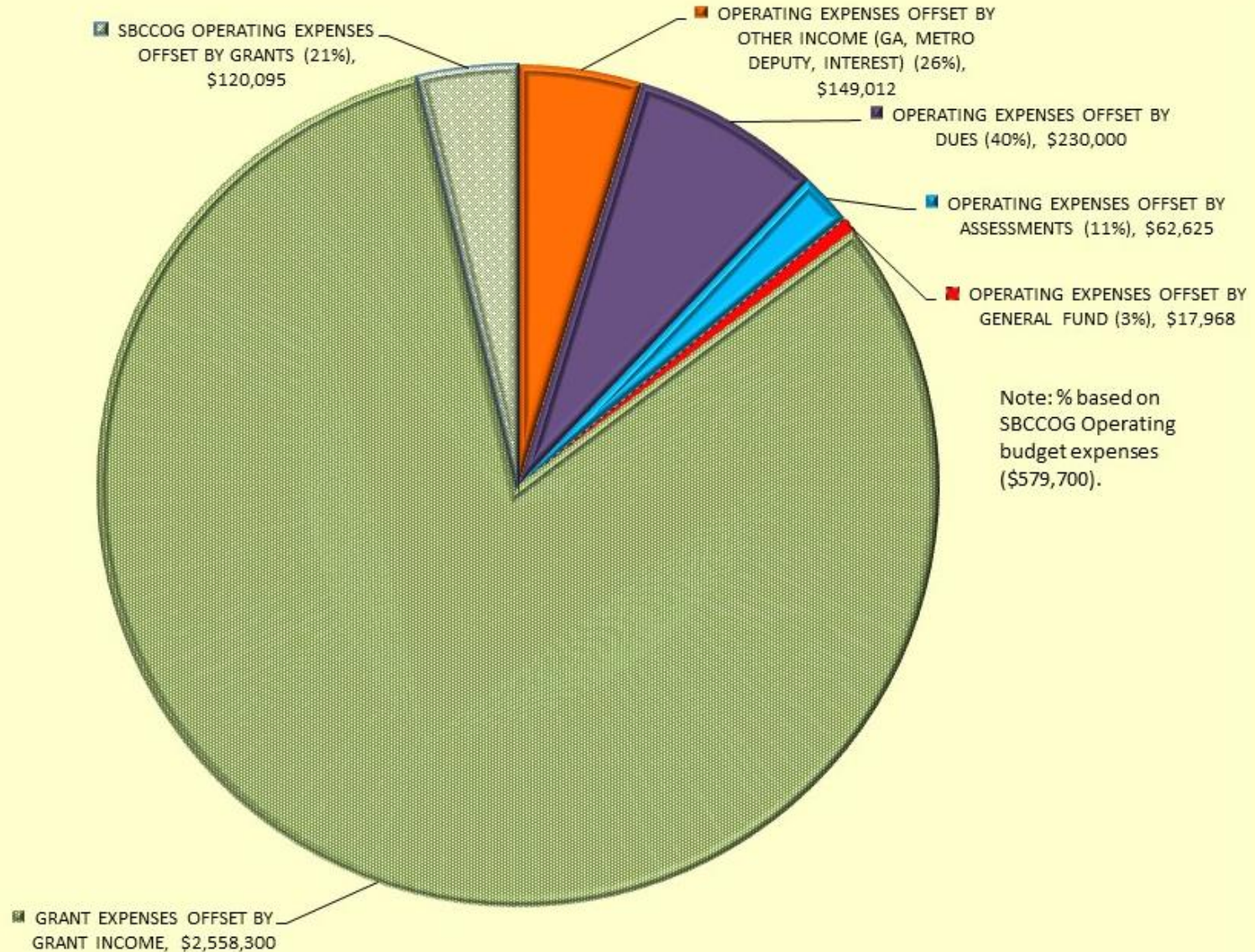
## 3 Areas of Success

---

- Protect South Bay interests
- Provide cost effective programs that save cities money now and in the future
- Leverage the dues with outside funding – raising 10 times the amount of funds from dues



# 2012-2013 SBCCOG Expenses as Covered by Income Source





# Protect South Bay Interests

---

- Negotiated With Utility Partners
  - Assured policies & actions are fair to cities
- Monitored SCAG, Metro policies
  - Advanced city sustainability programs without compromising city authority
- Lobbied PUC
  - Putting spotlight on South Bay infrastructure reliability problems
- Prevented SBHP program from paying for \$100 million Crenshaw Rail Project overrun



# Collaborations- Advocacy Areas

---

- Save So Cal ROC
- Legislation
- Rail lines – Green, Crenshaw, Airport Connector
- Alternate transportation modes
- Harbor Gateway Transit Center
- Congestion Reduction program (toll lanes)
- Goods movement issues
- Congestion Mitigation Fee program
- Cap and Trade





# Collaborations – Energy Efficiency

---

## ■ Current Programs

- Energy audits & advice
- City Trainings and Energy Efficiency Management Information Systems (EEMIS grant totaling \$1,009,480)
- Energy Action Plans (required for ELP)
- Energy Leader Program - 3 Platinum cities
- Holiday light exchange
- Municipal Direct Install
- Quarterly At A Glance for each city to monitor energy efficiency

## ■ 2014-2015

- Seeking funding for:
  - Additional work with EEMIS
  - Green Building Challenge



# At-A-Glance for All South Bay Cities

Total Annual Energy Use – All SBC Municipal Facilities <sup>1</sup>			
Electricity = 89,840,861 kWh		Natural Gas = 1,109,759 therms	Cost = \$15,506,713

## What's Been Done Since January 2010

Energy Saving Projects	Electric Savings Annual kWh	Natural Gas Savings Annual Therms	Incentive Cash to General Fund <sup>2</sup>	Energy Cost Savings Annual <sup>3</sup>	Annual GHG Emissions Reduction <sup>4</sup>
Completed ✓	5,254,067	9,695	\$989,627	\$715,555	4,192
In-Progress 🚧	1,380,451	975	\$197,690	\$191,621	1,071
Planned 📅	549,767	0	\$106,890	\$66,749	424
Identified 👁️	12,622,313	0	\$2,568,772	\$2,202,569	9,741

1. Based on 2010 utility data.

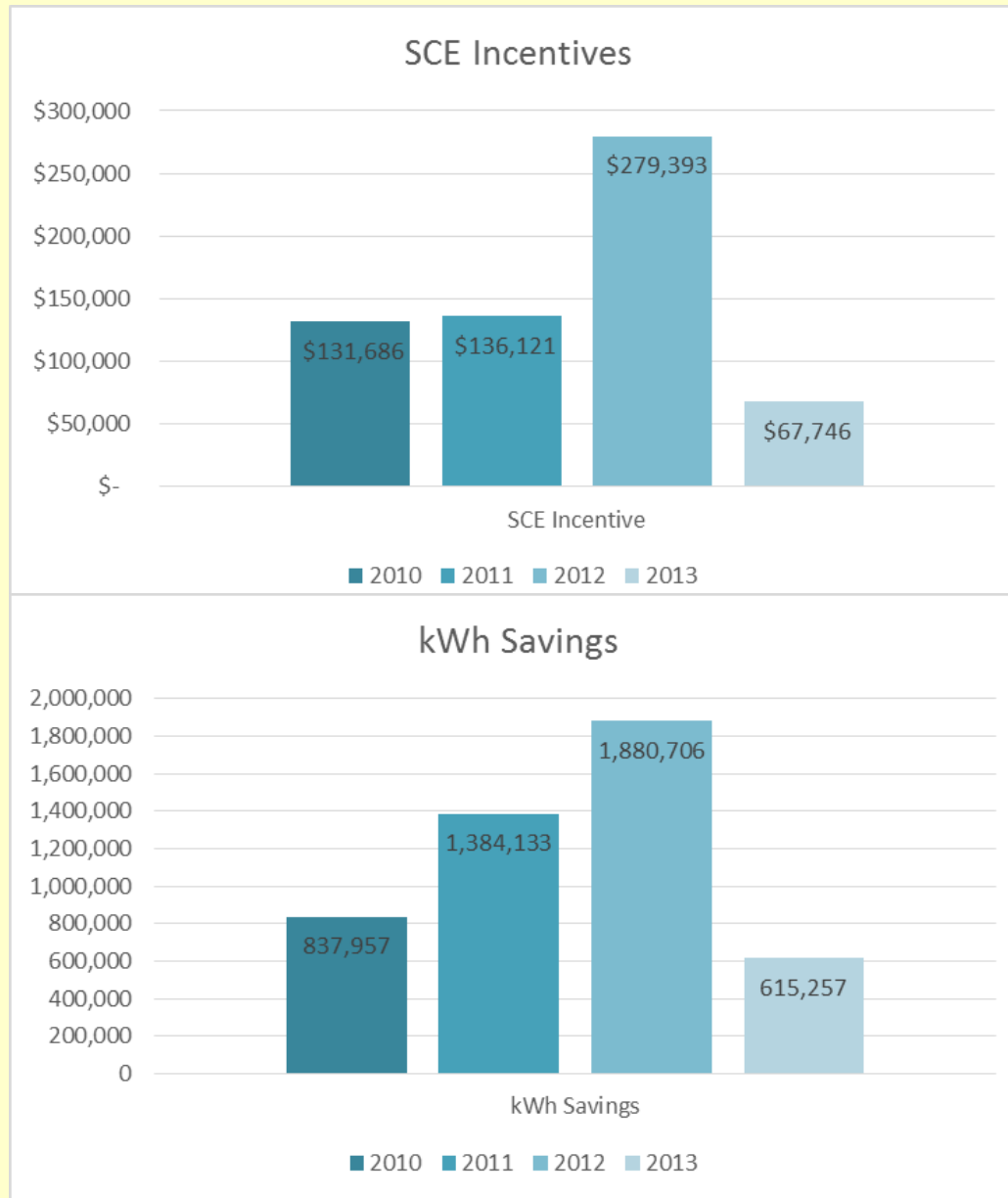
2. One-time utility incentives earned and placed directly into general fund. Values include gas & electric. SCE Direct Install project cost savings included.

3. Annual energy savings based on achieving Title 24 standards. Actual savings could be higher. Values include gas & electric.

4. Tons CO2 Emissions.

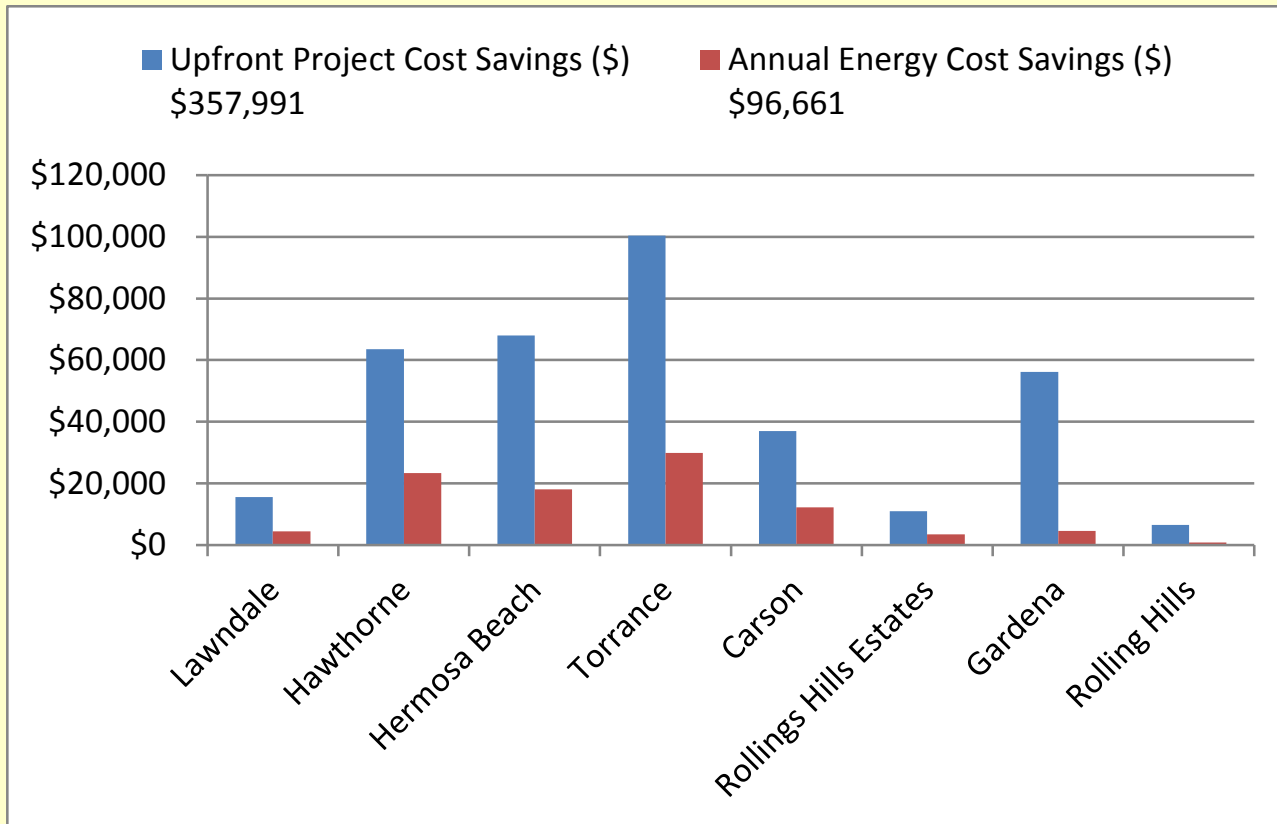


# Partnership Incentives Received & kWh Saved From 2010-Present





# Municipal Direct Installation



- El Segundo, Inglewood, Palos Verdes Estates, Redondo Beach in process
- Manhattan Beach – interested in other types of projects not offered through this program
- Rancho Palos Verdes weighing benefits of install vs. energy leader program
- Lomita has no qualifying projects



# Collaborations – Water Conservation

---

## ■ Current Programs

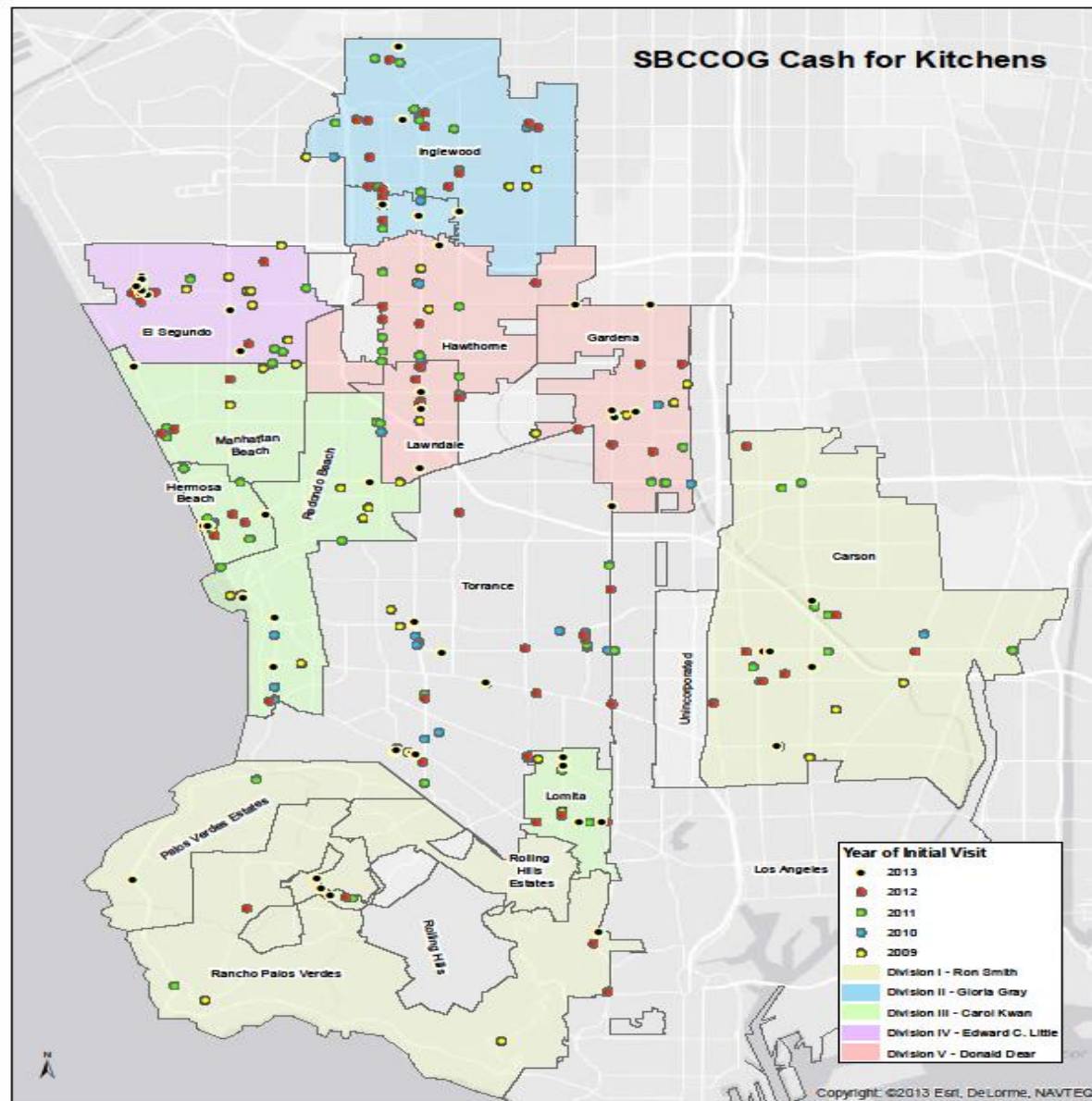
- Cash for Kitchens (total # of kitchens 125)
- California Friendly Landscape Trainings (total # of workshops 10)
- High Efficiency Toilet Exchange (total number of events 6)
- Education – Water Reliability 2020 (total # of presentations 25)
- Water Leak Detection (4 cities – El Segundo, Inglewood, Lomita, Manhattan Beach grant totaling \$408,508)


## ■ 2014-2015

- No new initiatives



# Cash for Kitchens map





# Collaborations – Climate Action Planning

---

- Current Program
  - Energy Efficiency Climate Action Plan (EECAP)
    - Inventory updates
    - Strategy Development
    - City Working Group
- 2014 – 2015
  - Pending grant application with Strategic Growth Council to complete the CAPs



# Collaborations- Transportation

---

- Current Program
  - Measure R Highway Program
    - Projects completed totaling \$3,775,000 in El Segundo, Gardena & Torrance
  - Vanpool formation
- 2014 - 2015
  - Funding being sought:
    - Metro's Commute Services promotion
    - Virtual Transportation Management Organization Implementation
    - Metro Mobility Matrix for the South Bay





# Measure R South Bay Highway Program - Completed Projects

---

<u>City</u>	<u>Number</u>	<u>Measure R Cost</u>
El Segundo	1	\$2.5 million
Gardena	1	\$675,000
Hawthorne	1	\$2.1 million
Redondo Beach	2	\$55,000
<u>Torrance</u>	<u>1</u>	<u>\$600,000</u>
<b>TOTAL</b>	<b>6*</b>	<b>\$5.750 million</b>

**\*Since 2012**



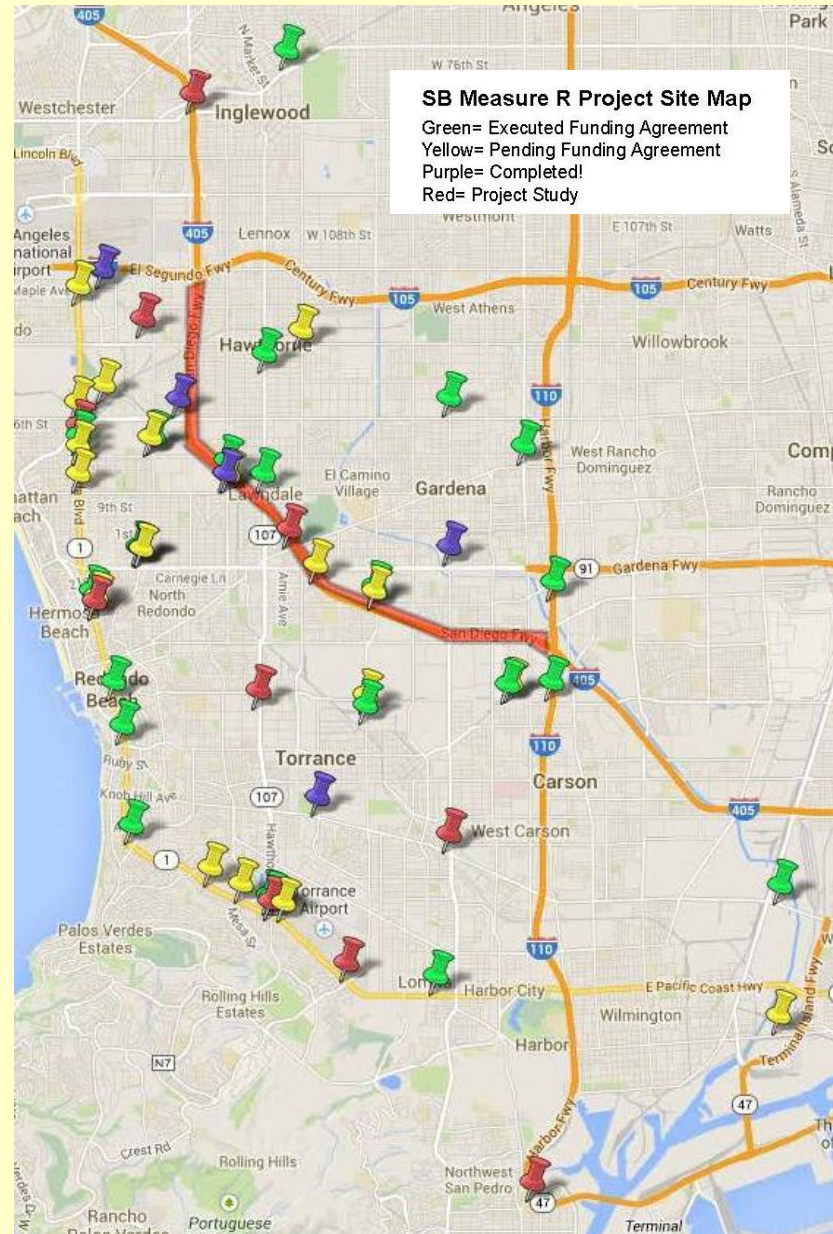
## 2013-2015 Measure R SBHP Program


---

<u>Lead Agency</u>	<u>FY 2013-14</u>	<u>FY 2014-15</u>
■ Carson	\$0	\$0
■ El Segundo	\$0	\$900,000
■ Gardena	\$7.2 million	\$0
■ Hawthorne	\$4.1 million	\$1.2 million
■ Hermosa Beach	\$468,000	\$0
■ Inglewood	\$50,000	\$0
■ Lawndale	\$0	\$2.2 million
■ Lomita	\$150,000	\$790,000
■ Los Angeles City	\$1.1 million	\$0
■ Los Angeles County	\$900,000	\$0
■ Manhattan Beach	\$4.8 million	\$0
■ Redondo Beach	\$125,000	\$188,000
■ Torrance	\$13.9 million	\$25.1 million



# Measure R South Bay Highway Program Project Site Map as of April 2014





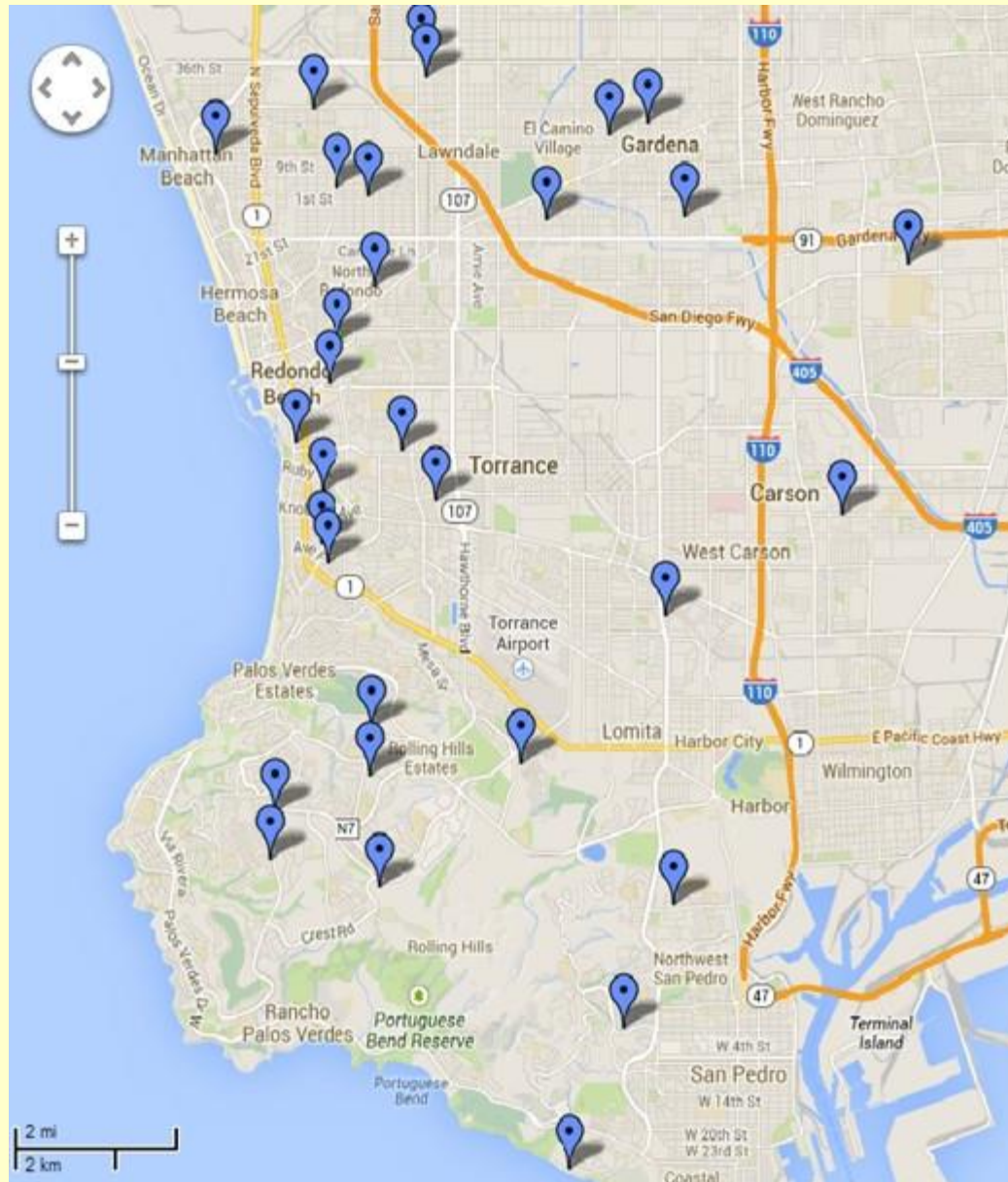
# Collaborations – Electric Vehicles

---

- Current Programs
  - BEV – Drive the Future
  - PEV Readiness Assessment – complete
  
- 2014 – 2015
  - Seeking additional funding for:
    - PEV Readiness Implementation Program
    - NEV Large Scale Project
    - NEV Demonstration Project with Non-Profit



# BEV Participants






# Collaborations – S. B. Sustainable Strategy

---

- Current
  - Grant application assistance and technical advice
    - Hawthorne
    - Hermosa Beach
    - Inglewood
- 2014 – 2015
  - Respond to City Requests



# Collaborations – Workshops & Training

---

- Current Programs
  - 11 workshops on Energy Efficiency
  - Quarterly Legislative Briefings
  - General Assembly
  
- 2014 – 2015
  - No new initiatives



# Collaborations – Networking

---

## Working Groups

- City Managers
- Planning Directors
- Parks & Recreation Directors
- Infrastructure (Public Works Directors)
- Livable Communities (senior planning staff)
- GIS
- Economic Development Roundtable
- Senior Services
- Social Media





# City Staff Testimonials

---

"I'm thankful that the South Bay Cities COG has so many beneficial programs that are geared to help City staff identify and develop projects. I also enjoy attending the free informational trainings and workshops that they offer."

Reata Kulcsar,  
City of Carson





# City Staff Testimonials

---

"The Climate Action Planning work that the SBCCOG is doing will really help Rolling Hills Estates as we revise our General Plan and other documents. The SBCCOG is saving our city staff time and providing us with important work products."

Niki Wetzel,  
City of Rolling  
Hills Estates





# City Staff Testimonials

"Many thanks for the SBCCCOG's efforts in helping us to achieve the next and final level in the Energy Leader Program. We applaud the COG staff's commitment and hard work in working with the cities toward attaining energy goals for the region."

Nasser  
Abbaszadeh,  
City of Lawndale





# City Staff Testimonials

"The SBCCOG has been working with our city by assisting with criteria to meet the Energy Leader Program levels and has been helpful in identifying energy efficiency projects in our city. SBCCOG staff is always ready to help with regard to the Energy Leader Program and Energy Action Planning. We are so pleased to have reached the Platinum level!"

Sona Kalapura  
Coffee, City of  
Manhattan Beach





# Collaborations – Outside Partnerships

---

- SCAG – Policy Committees & Subregional Coordinators & Executive Directors
- Metro - Sustainability & Highway Advisory Committees
- AQMD – AQMP Advisory Committee
- LARC – Los Angeles Regional Collaborative, UCLA
- LGSEC – Local Government Sustainable Energy Coalition
- SBACC – South Bay Association of Chambers of Commerce
- CALPACS – California Public Agency Compensation Survey
- ICLEI – International Council for Local Environmental Initiatives
- SBESC Partners
  - SCE & Gas Company
  - West Basin Municipal Water & Torrance Water
  - L.A. County Sanitation District
  - Metro for vanpool promotion



# Collaborations – Proposed Programs

---

- 2014 – 2015
  - Pursue Feasibility of Addressing Homeless Issues
  - Other?



**Thank you!!!**